


SIV SERIES

Small Changes, Big Accomplishments






535-550W



● SIV SERIES

Seraphim redefined the high-efficiency module series by integrating 182mm silicon wafers with multi-busbar and half-cut cell technologies. Seraphim panel combined creative technology effectively and extremely improved the module efficiency and power output.

● KEY FEATURES

-  Less mismatch to get more power
-  Less power loss by minimizing the shading impact
-  Competitive low light performance
-  3 times EL test to ensure best quality
-  Ideal choice for utility and commercial scale projects by reduced BoS and improved ROI

● QUALITY SYSTEM

ISO9001 / ISO14001 / ISO45001

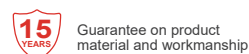
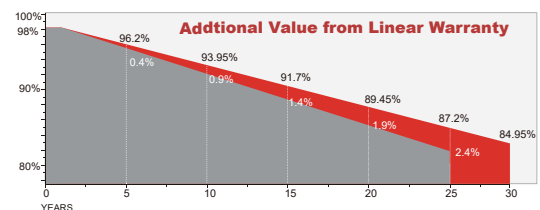
● PRODUCT CERTIFICATION



● INSURANCE



● WARRANTY



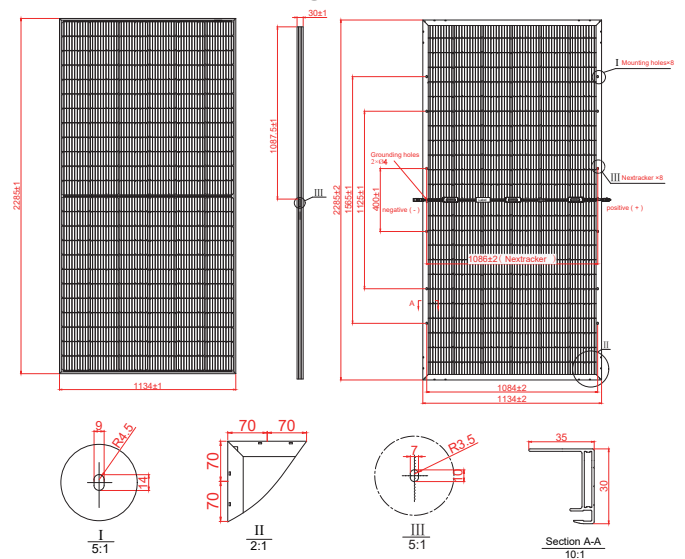
Mechanical Specifications

External Dimension	2285 x 1134 x 30 mm
Weight	32.5 kg
Solar Cells	PERC Mono crystalline(144pcs)
Front / Back Glass	2.0mm AR coating semi-tempered glass, low iron
Frame	Anodized aluminium alloy
Junction Box	IP68, 3 diodes
Output Cables	4.0mm ² , 250mm(+)/350mm(-) or Customized Length
Connector	Staubli connectors
Fire Safety Class	Class A

Packing Configuration

Container	20'GP	40'HQ
Pieces per Pallet	32	32
Pallets per Container	4	20
Pieces per Container	128	640

Technical drawing



Electrical Characteristics

Module Type	SRP-535-BMA-BG			SRP-540-BMA-BG			SRP-545-BMA-BG			SRP-550-BMA-BG		
	Front STC	Front NOCT	Back STC	Front STC	Front NOCT	Back STC	Front STC	Front NOCT	Back STC	Front STC	Front NOCT	Back STC
Maximum Power -P _{mp} (W)	535	402	375	540	406	378	545	409	382	550	414	385
Open Circuit Voltage -V _{oc} (V)	49.40	46.09	49.38	49.50	46.18	49.48	49.60	46.32	49.58	49.70	46.40	49.68
Short Circuit Current -I _{sc} (A)	13.70	11.08	9.66	13.81	11.16	9.74	13.91	11.23	9.80	14.00	11.32	9.87
Maximum Power Voltage -V _{mp} (V)	41.29	38.33	41.35	41.55	38.39	41.61	41.81	38.41	41.86	42.05	38.58	42.10
Maximum Power Current -I _{mp} (A)	12.96	10.50	9.07	13.00	10.59	9.09	13.04	10.65	9.13	13.08	10.73	9.15
Module Efficiency STC-η _m (%)	20.65			20.84			21.03			21.23		
Power Tolerance (W)							(0, +4.99)					
Pmax Temperature Coefficient							-0.35 %/°C					
Voc Temperature Coefficient							-0.27 %/°C					
Isc Temperature Coefficient							+0.05 %/°C					

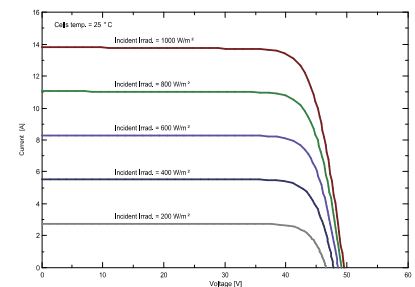
STC: Irradiance 1000 W/m²; module temperature 25°C AM=1.5 Power measurement tolerance: +/-3%; Voltage measurement tolerance: +/-2%; Current measurement tolerance: +/-4%

NOCT: Irradiance 800 W/m²; ambient temperature 20°C wind speed :1m/s Power measurement tolerance: +/-3%; Voltage measurement tolerance: +/-2%; Current measurement tolerance: +/-4%

Rear Side Power Gain(SRP-540-BMA-BG)

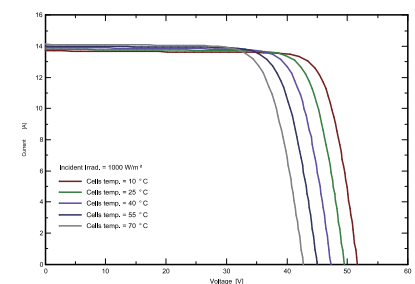
Power Gain	10%	15%	20%	25%	30%
Maximum Power -P _{mp} (W)	594	621	648	675	702
Open Circuit Voltage -V _{oc} (V)	49.50	49.50	49.50	49.50	49.50
Short Circuit Current -I _{sc} (A)	15.19	15.88	16.57	17.26	17.95
Maximum Power Voltage -V _{mp} (V)	41.55	41.55	41.55	41.55	41.55
Maximum Power Current -I _{mp} (A)	14.30	14.95	15.60	16.25	16.90

I-V Curve



Application Conditions

Maximum System Voltage	1500V DC
Maximum Series Fuse Rating	25 A
Operating Temperature	-40~+85 °C
Nominal Operating Cell Temperature	45±2 °C
Bifaciality	70%±10%
Mechanical Load	Front side 5400 Pa / Back side 2400 Pa



Specifications are subject to change without further notification SRP-DS-EN-2022T0114 © Copyright 2022 Seraphim



SERAPHIM SOLAR SYSTEM CO., LTD

Add: No.10, TongshunRd, HenglinTown, Wujin District, 213000, Changzhou, China
 Tel: +86-519-68788166 Email: info@seraphim-energy.com