







# Seco 400-415w

High efficiency monofacial modules



**PERC 182mm**

• **PERC MODULE ADVANTAGE**

-  Less mismatch to get more power
-  Less power loss by minimizing the shading impact
-  Excellent low-light performance
-  Low BOS and LCOE
-  3 times EL test to ensure best quality
-  Superior load capacity 2400 Pa wind load & 5400 Pa snow load

• **QUALITY SYSTEM**

ISO9001 / ISO14001 / ISO45001

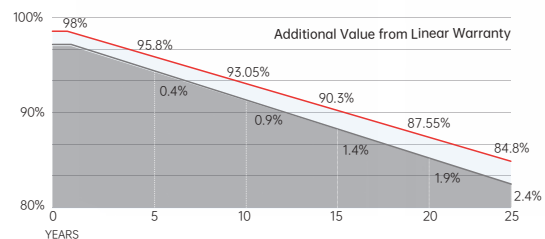
• **PRODUCT CERTIFICATION**



• **INSURANCE**

**PICC**

• **WARRANTY**



**15 YEARS** Guarantee on product material and workmanship

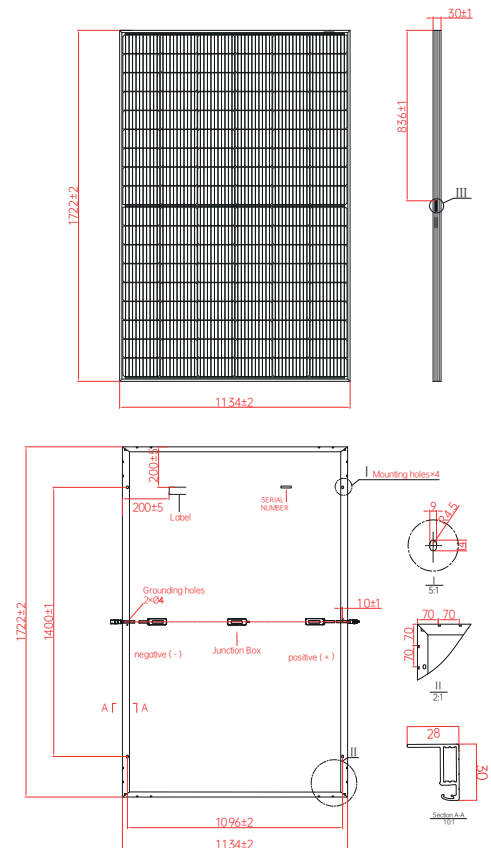
**25 YEARS** Linear power output warranty



## Electrical Characteristics

Module Type	SRP-400-BMD-HV		SRP-405-BMD-HV		SRP-410-BMD-HV		SRP-415-BMD-HV	
	STC	NOCT	STC	NOCT	STC	NOCT	STC	NOCT
Maximum Power at STC (Pmp)	400	301	405	304	410	308	415	311
Open Circuit Voltage (Voc)	37.12	34.64	37.22	34.73	37.32	34.81	37.42	34.90
Short Circuit Current (Isc)	13.60	10.99	13.70	11.07	13.80	11.15	13.90	11.23
Maximum Power Voltage (Vmp)	30.81	28.82	30.93	28.91	31.05	29.05	31.16	29.19
Maximum Power Current (Imp)	12.99	10.44	13.10	10.51	13.21	10.59	13.32	10.66
Module Efficiency at STC(ηm)	20.48		20.74		21.00		21.25	
Power Tolerance(W)	(0, +4.99)							
Maximum System Voltage	1500V DC							
Maximum Series Fuse Rating	25 A							

STC: Irradiance 1000 W/m<sup>2</sup> module temperature 25°C AM=1.5  
Power measurement tolerance: +/-3%



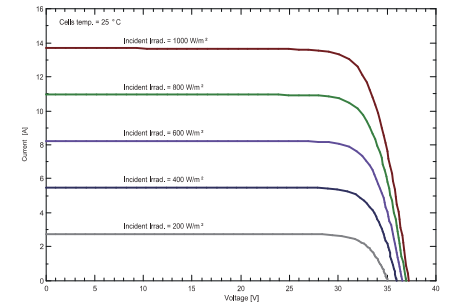
## Temperature Characteristics

Pmax Temperature Coefficient	-0.34 %/°C
Voc Temperature Coefficient	-0.26 %/°C
Isc Temperature Coefficient	+0.05 %/°C
Operating Temperature	-40 ~ +85 °C
Nominal Operating Cell Temperature(NOCT)	45±2 °C

## Mechanical Specifications

External Dimensions	1722 x 1134 x 30 mm
Weight	21.5 kg
Solar Cells	PERC Mono (108 pcs)
Front Glass	3.2mm AR coating tempered glass, low iron
Frame	Anodized aluminium alloy
Junction Box	IP68, 3 diodes
Output Cables	4.0mm <sup>2</sup> , 250mm(+) / 350mm(-) or Customized Length
Mechanical Load	Front side 5400Pa / Rear side 2400Pa

## I-V Curve



## Packing Configuration

	1722 x 1134 x 30 mm	
Container	20'GP	40'HQ
Pieces per Pallet	36+4*	36
Pallets per Container	6	26
Pieces per Container	240	936

For details, please consult SERAPHIM.

